


## Monochromatic Cat Painting

Students will investigate representational painting and increase their awareness of **value** and the **Five Elements of Shading**.




**STEP ONE:** The outline is already prepared so begin by **MIXING** the **Five Elements of Shading** on your palette.


**STEP TWO:** Begin by painting outlines first. See attached breakdown process. **NOTE:** Watch where the light and shadows fall on the cat –i.e. gray areas – medium tones all are important to create the illusion of three dimensionality and a balanced composition.


**STEP THREE:** Answer the following reflective questions, when you hand in your finished painting.

1. What part of your finished work did you find most successful and why?
2. What part of your finished work did you find least successful and why?
3. If you had to do this project again, what part would you change or improve on and why?



Name: \_\_\_\_\_





## **1** Begin With the Outlines

Use the

Black to carefully outline the features such as the eyes, nose and ears. This captures the pencil drawing so that the shapes will not get lost while you paint.



## **2** Continue Adding Features

Further dilute the paint and continue adding the features of the cat

Capture the markings and stripes of the face and lightly wash in the tone above and inside the nose.





### 3 The Awkward Stage

Mix a light gray tone with Black and White. fill in most of the cat. Also use this color to fill in the iris. Continue adding details to the eye with various shades of gray. The eye on the right is deeper in color, with more patterns, so study it closely. Use White for the catchlights.

Add more Black to the paint mixture to create a medium-gray tone. Use this color and to block in the patterns of the fur markings.

### 4 Finish

Finish the kitty by building up the fur with quick strokes. Make sure your strokes follow the direction of the fur growth, and alternate dark and light values so they overlap one another. This stage can take a long time, so don't stop too soon. The more patient you are, the better your painting will be.



# Monochromatic Cat Painting Evaluation

Name: \_\_\_\_\_

Achievement Criteria	Level 0	Level 1	Level 2	Level 3	Level 4	
<b>Application/Creation</b> Value & Balance (Shade & Tone)	Work does not meet assignment expectations for this category of assessment. Incomplete. 0	Painting demonstrates no areas of extreme black or white or colour. The composition does not contain sufficient value. 1	Painting demonstrates few areas of extreme black or white or colour. The composition is grey/black overall or contains minimal value. 2	Painting demonstrates some areas of extreme black or white or colour. The composition contains sufficient value. 3-4	Painting demonstrates exact and balanced amounts of extreme blacks, whites & greys value. The composition contains balanced value. 5	/5
Process: Demonstration of Skill Development & Following Procedures including Clean Up	Incomplete. 0	Student demonstrates limited effectiveness in demonstrating the process of following procedures and skill development. 5	Student demonstrates some effectiveness in demonstrating the process of following procedures and skill development. 6 - 6.5	Student demonstrates considerable effectiveness in demonstrating the process of following procedures and skill development. 7 - 7.5	Student demonstrates superior effectiveness in demonstrating the process of following procedures and skill development. 8 - 10	/10
Completion/ Neatness	Incomplete. 0	The submitted work appears obviously incomplete. Much more effort could have been included: time has obviously been mismanaged. 1	The submitted work appears slightly incomplete. Some additional effort could have been included: time has been slightly mismanaged. 2	The submitted work appears mostly complete. Minimal effort additional effort could have been included and time has been managed well. 3-4	The submitted work appears totally complete. No additional effort could have been included: time has been managed in an exemplary manner. 5	/5
Detail & Accuracy in proportions of Cat		The artist has included limited detail in the painting. Poor degree of accuracy in proportions. 1	The artist has included some detail in the painting. Some degree of accuracy in proportions. 2	The artist has included substantial detail & substantial degree of accuracy in proportions. 3-4	The artist has included exemplary detail in the painting. High degree of accuracy in proportions. 5	/5
<b>Communication</b> Monochromatic Cat	Incomplete. 0	Painting demonstrates a limited degree of clarity in concept. 1	Painting demonstrates some degree of clarity in concept. 2	Painting demonstrates considerable degree of clarity in concept. 3-4	Painting demonstrates a high degree of clarity in concept. 5	/5
Reflective Questions		Answers are vague/incomplete. 0.5	Answers are somewhat clear and complete. 0.5 - 1.0	Answers are clear and complete. 1.0 - 1.75	Answers are clear & exemplary. 2	/2
						/32