


Monochromatic Dog Painting

Students will investigate representational painting and increase their awareness of **value** and the **Five Elements of Shading**.



Name: _____

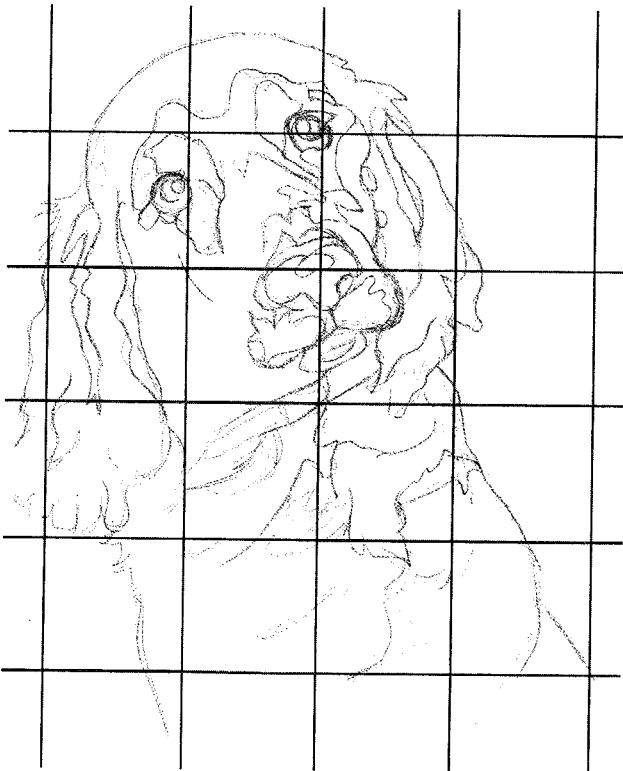



STEP ONE: The outline is already prepared so begin by **MIXING** the **Five Elements of Shading** on your palette.


STEP TWO: Begin by painting outlines first. See attached breakdown process. **NOTE:** Watch where the light and shadows fall on the dog – i.e. gray areas – medium tones all are important to create the illusion of three dimensionality and a balanced composition.

STEP THREE: Answer the following reflective questions, when you hand in your finished painting.

1. What part of your finished work did you find most successful and why?
2. What part of your finished work did you find least successful and why?
3. If you had to do this project again, what part would you change or improve on and why?







1 Begin With the Outlines

outline the eyes of the dog with Black. Fill in the pupil, leaving a small area for the catchlight. A catchlight appears in the iris as well as in the pupil.

start filling in the darkest areas of the dog: along the top of the head and in the neck area. Leave the shape of the collar alone.

add strokes to the ears. These brushstrokes should follow the direction the fur is growing, curving with the waves of the fur. Fill in the nose. Leave the highlight areas of the eyes uncovered.



2 The Awkward Stage

Continue building the tones of the dog by adding more

Black

The brushstrokes should

always follow the direction the fur, even if the area fills in solidly. Should brushstrokes show, they must be consistent with the fur's direction. Straight strokes would make the dog's form look flat.

Create a medium gray by mixing Black and White.

Use this color to fill in the iris of the eyes, the area above and below the eyes, and the area of the muzzle around the nose. Use the same color to fill in the collar and add some waves to the areas of the ears.



3 Finish

This step is about creating volume and dimension in the fur. In the previous step, I deliberately left some of the canvas uncovered in the highlight areas. Now you will layer medium gray and Titanium White into these highlight areas to make the fur look full.

add the medium gray in quick, curved strokes to replicate the shape of the waves. To make the waves look shiny, add some white highlights on top of the gray using the same quick strokes. Can you see how this layering technique makes the fur look thick and full?

Monochromatic Dog Painting Evaluation

Name: _____

Achievement Criteria	Level 0	Level 1	Level 2	Level 3	Level 4	
Application/Creation Value & Balance (Shade & Tone)	Work does not meet assignment expectations for this category of assessment. Incomplete. 0	Painting demonstrates no areas of extreme black or white or colour. The composition does not contain sufficient value. 1	Painting demonstrates few areas of extreme black or white or colour. The composition is grey/black overall or contains minimal value. 2	Painting demonstrates some areas of extreme black or white or colour. The composition contains sufficient value. 3-4	Painting demonstrates exact and balanced amounts of extreme blacks, whites & greys value. The composition contains balanced value. 5	/5
Process: Demonstration of Skill Development & Following Procedures including Clean Up	Incomplete. 0	Student demonstrates limited effectiveness in demonstrating the process of following procedures and skill development. 5	Student demonstrates some effectiveness in demonstrating the process of following procedures and skill development. 6 - 6.5	Student demonstrates considerable effectiveness in demonstrating the process of following procedures and skill development. 7 - 7.5	Student demonstrates superior effectiveness in demonstrating the process of following procedures and skill development. 8 - 10	/10
Completion/Neatness	Incomplete. 0	The submitted work appears obviously incomplete. Much more effort could have been included: time has obviously been mismanaged. 1	The submitted work appears slightly incomplete. Some additional effort could have been included: time has been slightly mismanaged. 2	The submitted work appears mostly complete. Minimal effort additional effort could have been included and time has been managed well. 3-4	The submitted work appears totally complete. No additional effort could have been included: time has been managed in an exemplary manner. 5	/5
Detail & Accuracy in proportions of dog		The artist has included limited detail in the painting. Poor degree of accuracy in proportions. 1	The artist has included some detail in the painting. Some degree of accuracy in proportions. 2	The artist has included substantial detail & substantial degree of accuracy in proportions. 3-4	The artist has included exemplary detail in the painting. High degree of accuracy in proportions. 5	/5
Communication Monochromatic Dog	Incomplete. 0	Painting demonstrates a limited degree of clarity in concept. 1	Painting demonstrates some degree of clarity in concept. 2	Painting demonstrates considerable degree of clarity in concept. 3-4	Painting demonstrates a high degree of clarity in concept. 5	/5
Reflective Questions		Answers are vague/incomplete. 0.5	Answers are somewhat clear and complete. 0.5 - 1.0	Answers are clear and complete. 1.0 - 1.75	Answers are clear & exemplary. 2	/2
						/32